

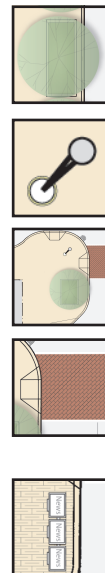
Residential throughways serve high volumes of vehicle traffic but must also provide a comfortable livable neighborhood feel for residents. A well-appointed pedestrian realm is critical to balancing these functions.

Existing Challenges Include:

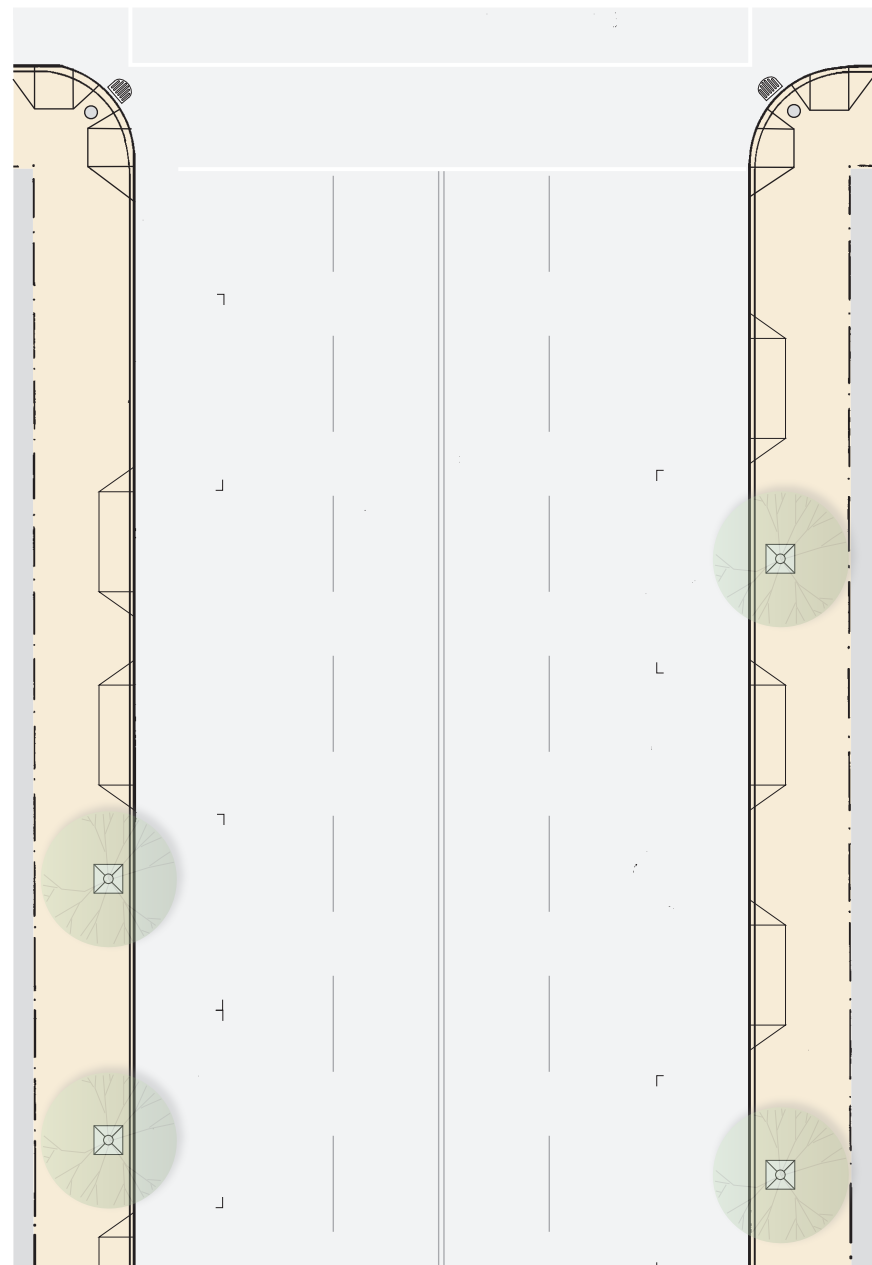

- High volume and velocity through traffic, including trucks
- Need for improved pedestrian safety and buffering

Basic Improvements Include:

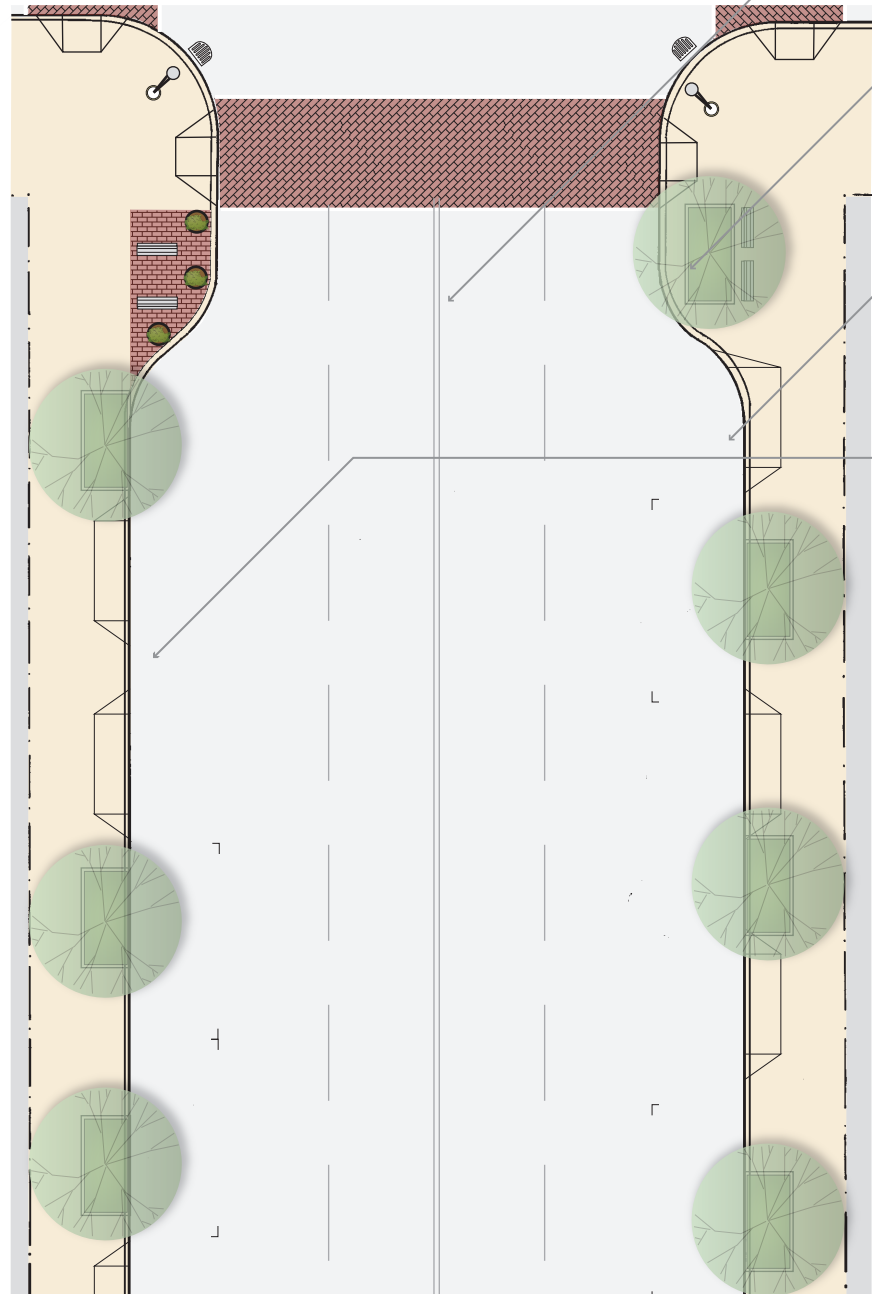

- More consistent street trees and landscaped planters
- Pedestrian-scale lighting at corners
- Corner curb extensions
- High visibility crosswalks with 2 curb ramps at each corner
- Furnishings for pedestrians



Existing



Basic Improvements



Kit of Parts to Consider

Extended Bulbout/Corner Plaza:

- Adds significant public space for seating, transit stop, landscaping, and/or pedestrian amenities
- Can include trees, landscaping, and infiltration areas
- Installation can be costly

Center Median:

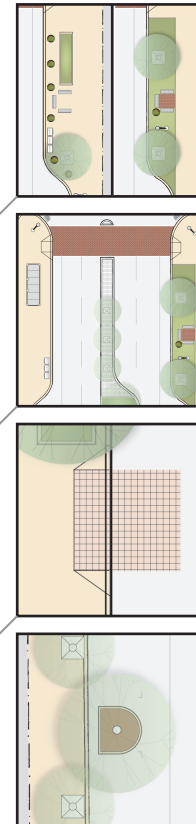
- Visually narrows the street to calm traffic and adds pedestrian refuge in crosswalk
- Can be landscaped with planters and/or trees
- Installation can be costly

Permeable Driveways:

- Add interesting detail to streetscape and clearly demarcate driveways to discourage parking in front of them
- Infiltrate stormwater runoff from the street and sidewalk

Parking Lane Planters:

- Add attractive trees and greenery to the streetscape and visually narrow the street to calm traffic
- Can be designed to drain and infiltrate stormwater runoff
- May not require loss of parking if located in narrow areas between driveways
- Can be difficult to maintain



Residential Throughway

